

Park City Lights™

Design Guide



Designed by lighting and installation professionals

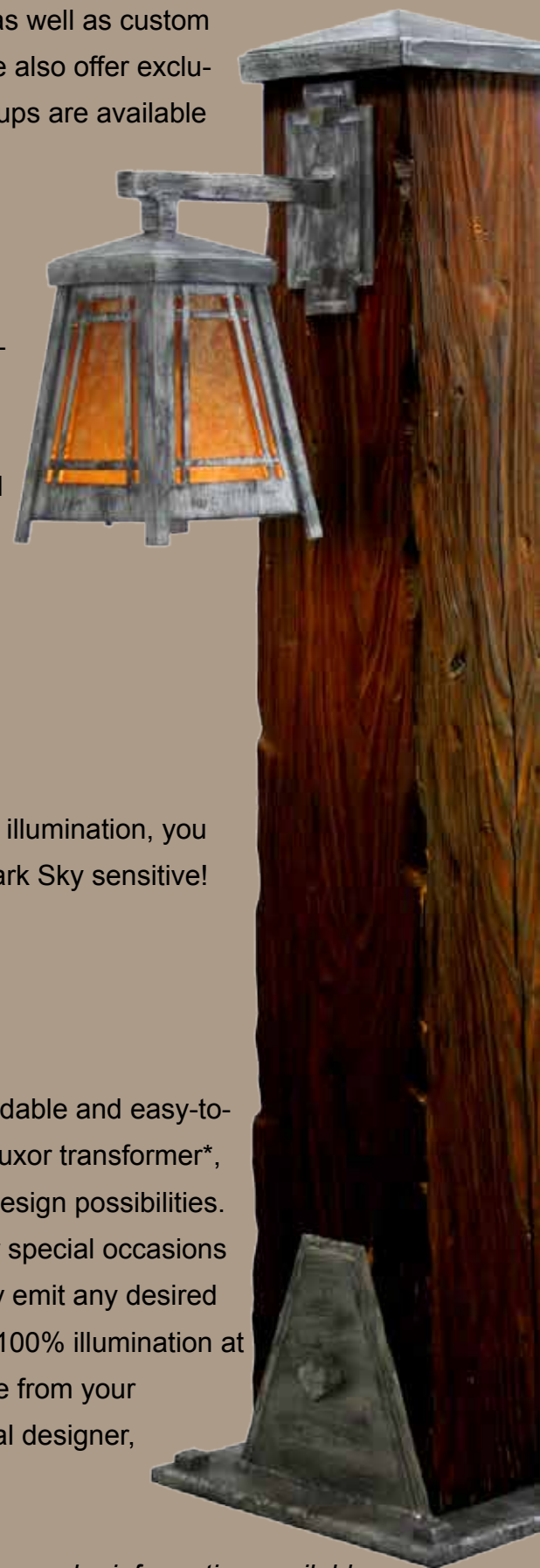
Our nationally acclaimed team has been involved in worldwide lighting projects for decades - both interior and exterior, low voltage and high voltage - so we understand the artistic and technical intricacies of product selection, placement, form and function to achieve the most aesthetic and functional lighting systems. Our ever expanding lighting line revolves around our experience and ability to couple art, energy efficiency and dark sky sensitivity with quality, long-lasting materials, color correct lighting elements and robust patent-pending installation techniques for rock solid mounting.

Custom designs, colors, sizes

Our motto is: "If you can dream it, we can build it". PCL design guides show our standard offerings of designs, patterns, colors and sizes; however, we can match your architectural designs for projects as well as custom colors and finishes. We welcome ideas from the design/build team for your projects. We also offer exclusive designs that can be retained by the customer and not used by other clients. Mock-ups are available for custom projects so the client can visualize the artistic creation before purchasing.

Made for all environments – no exclusions

Our products are built to last a lifetime because they are made from the highest quality materials with meticulous craftsmanship that can be confidently installed in any environment. This is why we offer a 10 year warranty with no exclusions based on location or environment. Install our lights anywhere – from sea to shining sea! Finally, there is an artistic path lighting product line that does not fall over, corrode or turn to dust and need to be replaced every 3 years. What a novel concept!



Environmentally friendly

All lights are made with LED light sources for energy efficiency. With 50,000 hours + of illumination, you have confidence that the beauty of your lighting projects will last. All fixtures are also Dark Sky sensitive!

Dimming and zoning capabilities exclusively by FXLuminaire® ZD Technology™ powered by Luxor

All of our products include ZD components. ZD technology™ is the most versatile, affordable and easy-to-use zoning and dimming control system ever created. When using the FXLuminaire® Luxor transformer*, our products have both zoning and dimming capabilities that provide virtually limitless design possibilities. Zoning allows lights to be programmed into preset vignettes, which can be activated for special occasions such as parties, or activities such as barbequing. Dimming allows lights to automatically emit any desired illumination percentage anytime, anywhere within a system. So, Group 1 can be set to 100% illumination at 7:00 p.m., and automatically shift to 60% at 9:00 p.m., and so on. All of this can be done from your iPhone, iPad, or Android device. ZD technology™ is the clear choice for the professional designer, and the most discerning clients.




**requires remote FXLuminaire® Luxor transformer, not sold by PCL. PCL sales reps have order information available.*

Lights that are built to last a lifetime!

METAL

1.

TUBE SPECS


<input type="checkbox"/> COLONNADE 80"  Tube 80"h X 6" X 6" 6" square cap *ZD9LED 25 ° 11.2 watt 50 watt equivalent QTY _____	<input type="checkbox"/> BOLLARD 40"  Tube 40"h X 6" X 6" 6" square cap *ZD6LED 25 ° 10.1 watt 35 watt equivalent QTY _____	<input type="checkbox"/> PATH 20"  Tube 20"h X 4" X 4" 4" square cap *ZD3LED 25 ° 4.2 watt 20 watt equivalent QTY _____	<input type="checkbox"/> CUSTOM ***Please Specify Desired Height & Width Consult Factory QTY _____
--	--	--	--

*FX Luxor Transformer required for dimming and control capabilities.

2.

METAL SPECS

WEATHERED STEEL 3/16"

Rounded Tube Only  Natural Rust

ALUMINUM 1/4"














a. Square Tube or Rounded Tube

b. Ebony Olde World Pewter Oil Rubbed Bronze Rust Aged Copper Desert Sand White

3.

DESIGN SPECS

PARK CITY LIGHTS DESIGN

 Hollow <input type="checkbox"/>	 Chateau <input type="checkbox"/>	 Mountain Ivy <input type="checkbox"/>	 Tetonka <input type="checkbox"/>	 Sundial <input type="checkbox"/>	 Kalaidoscope <input type="checkbox"/>	
 Solamere <input type="checkbox"/>	 Bijoux <input type="checkbox"/>	 Uintah <input type="checkbox"/>	 Topaz <input type="checkbox"/>	 Palm <input type="checkbox"/>	 Nature's Call <input type="checkbox"/>	 Estate Scroll <input type="checkbox"/>

CUSTOM DESIGN

Non-Exclusive
(pattern retained by PCL
***offered to other clients)

Exclusive
(pattern retained by customer
***not offered to other clients)

TIMBER

LANTERN SERIES

1.

SIZE

COLONNADE 82"

Timber
82"h X 11.25" X 11.25"

Lantern
8" bottom, 5.75" top,
10.5" tall

*ZD9LED 25 ° 11.2 watt
50 watt equivalent

QTY _____

BOLLARD 42"

Timber
42"h X 7.25" X 7.25"

Lantern
6" bottom, 4.5" top,
9" tall

*ZD6LED 25 ° 10.1 watt
35 watt equivalent

QTY _____

PATH 22"

Timber
22"h X 5.25" X 5.25"

Lantern
3.8" bottom, 2.9" top
5.6" tall

*ZD3LED 25 ° 4.2 watt
20 watt equivalent

QTY _____

CUSTOM

***Please Specify Desired Height & Width

Consult Factory

QTY _____

*FX Luxor Transformer required for dimming and control capabilities.

TIMBER SPECS

STYLE

Non Tapered Tapered

TEXTURE

Smooth Sanded Distressed

OPTIONAL TREATMENT

Burned

STAIN

Natural (protective coating) Cappuccino Cordovan Brown Wood Chip Stonehedge Gray Seas

2.

METAL SPECS

cap, lantern, saddle

ALUMINUM

Ebony Olde World Pewter Oil Rubbed Bronze Rust Aged Copper Desert Sand White

WEATHERED STEEL

Natural Rust

3.

LANTERN DESIGN

PARK CITY LIGHTS DESIGN

Aztec Crestline Estate Scroll Fox Hollow Landmark 1 Landmark 2 Mosaic Mountain Ivy Prismatic Silver Line Stonebridge Telemark Wagon Wheel

CUSTOM DESIGN

Non-Exclusive (pattern retained by PCL ***offered to other clients)

Exclusive (pattern retained by customer ***not offered to other clients)

4.

SHADE MATERIAL

MICA

Clear Amber Stained Amber Clear Dark Amber Stained Silver Clear Green Stained Copper

ACRYLIC

Etruscan Earth Marble Tortoise Shell Horn New Mica White Pearl Rose Alabaster White Alabaster





Park City Lights, LLC

1776 Park Ave.
Suite 4-404
Park City, UT 84060

4 3 5 - 2 0 0 - 5 8 0 2

WWW.PARKCITYLIGHTS.COM